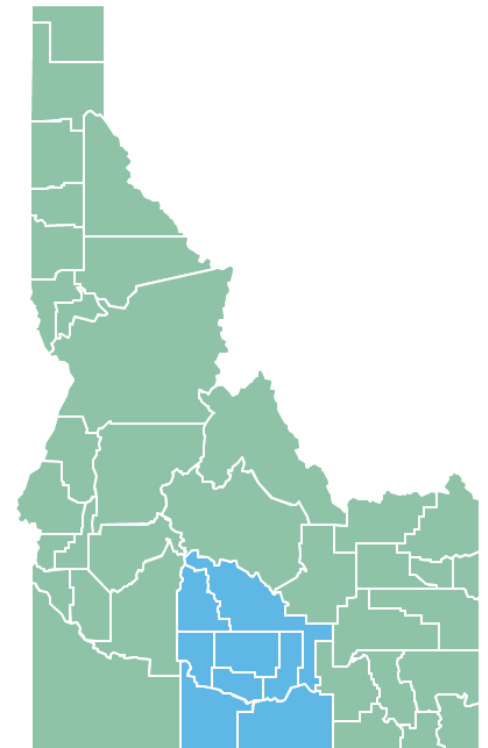


South Central Idaho Labor Force And Economic Profile

Last Updated: January 2021

South Central Idaho Economic Overview

Civilian Labor Force (Dec 2020)	106,750
Unemployment Rate (Dec 2020)	4.0%
Population (2019)	196,913
Median Household Income (2019)	\$52,810
Per Capita Personal Income (2019)	\$55,193
Poverty Rate (2019)	15.0%



1. Regional Demographic Characteristics, 2019

	South Central	Region (%)	State of Idaho (%)	United States (%)
Total Population	196,913	100.0%	1,717,750	324,697,795
Race and Ethnicity				
White alone, not hispanic	142,599	72.4%	82.0%	60.7%
Black or African American alone, not hispanic	920	0.5%	0.7%	12.3%
Native American alone, not hispanic	1,269	0.6%	1.1%	0.7%
Asian alone, not hispanic	2,095	1.1%	1.3%	5.5%
Hispanic or Latino (of any race)	47,329	24.0%	12.5%	18.0%
Gender				
Male	98,765	50.2%	50.1%	49.2%
Female	98,148	49.8%	49.9%	50.8%
Age				
Median age	37.1	-	40.3	38.1
Under 18 years	55,347	28.1%	25.7%	22.6%
Over 18 years	141,566	71.9%	74.3%	77.4%
21 years and over	134,414	68.3%	70.2%	73.3%
Over 65 years	29,710	15.1%	15.4%	15.6%
Educational Attainment (Population 25 years and Over)				
Less than 9th grade	9,442	4.8%	2.2%	3.5%
High school graduate (with equivalencies)	36,316	6.4%	17.8%	18.3%
Some college, no degree	30,549	15.5%	16.9%	13.9%
Associate's degree	12,657	6.4%	6.4%	5.8%
Bachelor's degree	16,742	8.5%	12.1%	13.4%
Graduate or professional degree	8,892	4.5%	5.8%	8.4%
Median Household Income	\$52,810	-	\$56,605	\$62,843

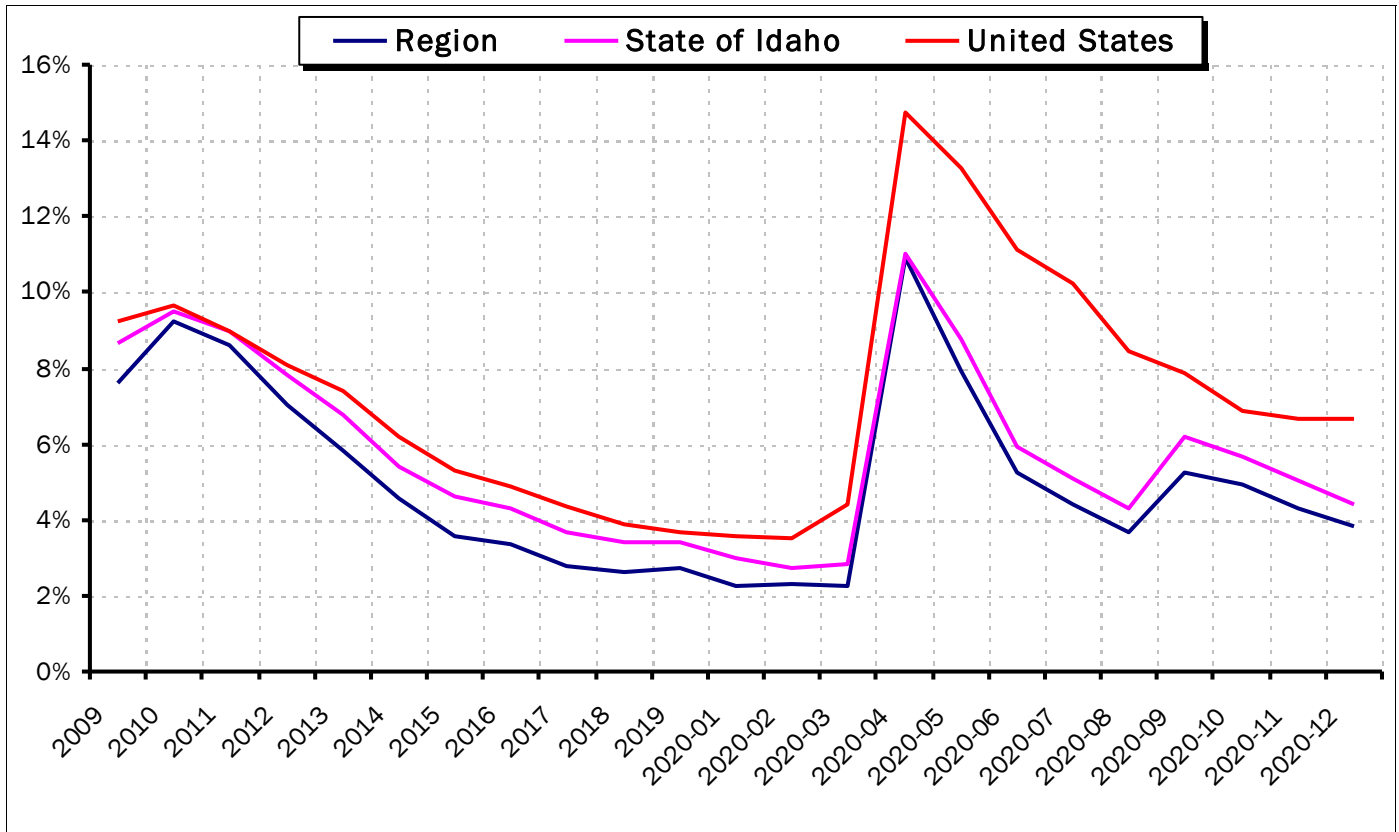
Source: US Census Bureau, American Community Survey 2019 5-Year Estimates

2. Labor Force Over-the-Year Change

	Labor Force	Employment	Unemployed	Unemployment Rate
December 2020	106,750	102,524	4,226	4.0%
December 2019	101,925	99,243	2,682	2.6%

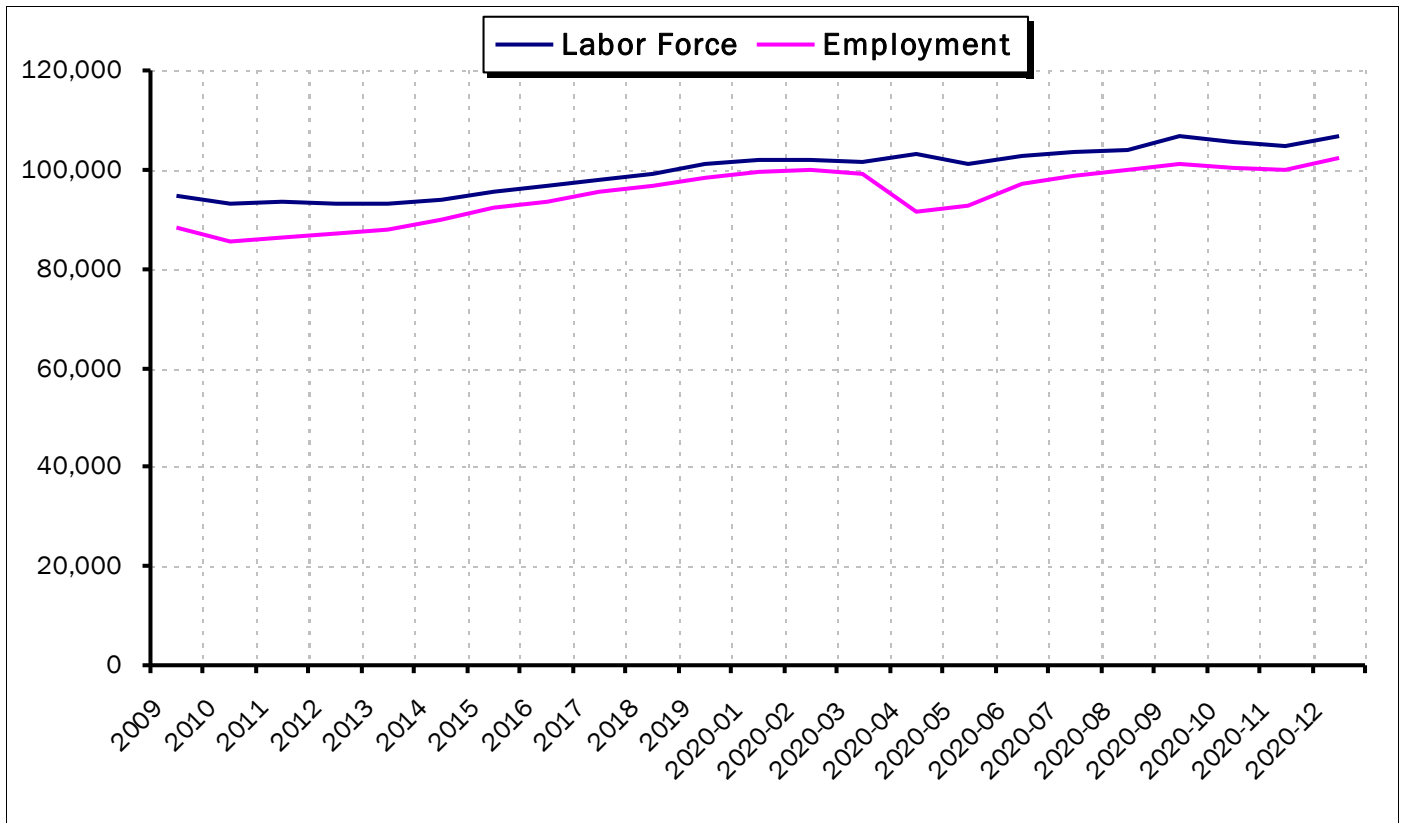
Source: Idaho Department of Labor

3. Seasonally-Adjusted Unemployment Rate, 2009 - Current



Source: Idaho Department of Labor

4. Seasonally-Adjusted Labor Force and Employment, 2009 - Current



Source: Idaho Department of Labor

5. Industry Employment and Wages, 2019

Industry Sector	Avg. Employment	Avg. Wage
Total, All Industries	91,310	\$42,733
Agriculture, Forestry, Fishing and Hunting	10,749	\$38,472
Mining, Quarrying, and Oil and Gas Extraction	165	\$40,561
Utilities	597	\$69,673
Construction	5,405	\$43,065
Manufacturing	10,369	\$50,525
Wholesale Trade	3,698	\$56,284
Retail Trade	10,236	\$29,682
Transportation and Warehousing	4,196	\$43,908
Information	951	\$44,860
Finance and Insurance	1,963	\$58,493
Real Estate and Rental and Leasing	858	\$37,007
Professional, Scientific, and Technical Services	2,447	\$56,727
Management of Companies and Enterprises	442	\$69,936
Administrative and Support and Waste Management and Remediation Services	5,072	\$26,780
Educational Services	6,853	\$32,304
Health Care and Social Assistance	10,584	\$40,893
Arts, Entertainment, and Recreation	1,150	\$22,212
Accommodation and Food Services	8,706	\$18,172
Other Services (except Public Administration)	2,594	\$33,458
Public Administration	4,275	\$41,644

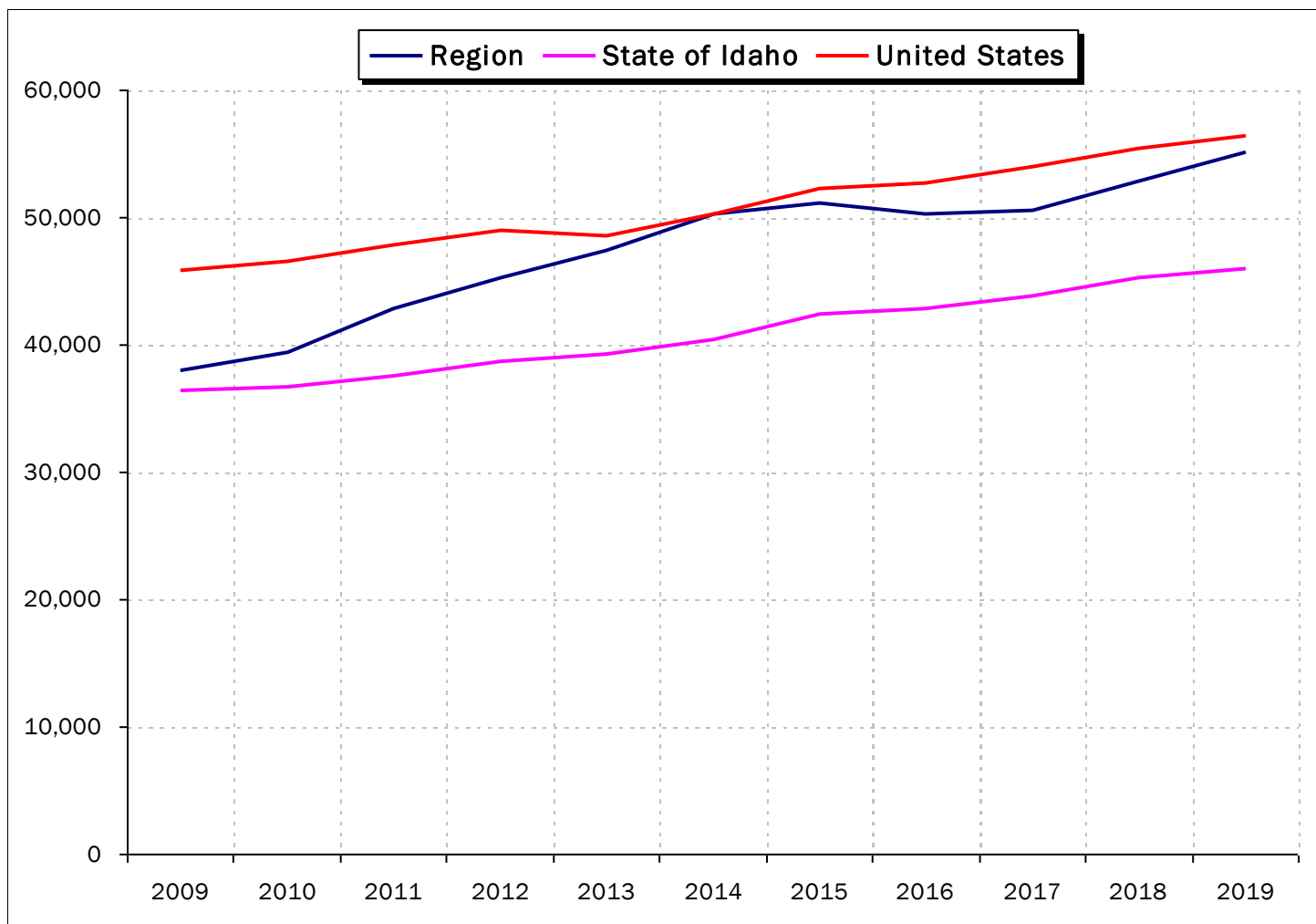
Source: Idaho Department of Labor

6. Top Employers, 2019

Employer	Ownership	Range
St Lukes Magic Valley Regional Medical Center Ltd	Private	1,000 - 2,499
Chobani	Private	1,000 - 2,499
Twin Falls School District	Local Gov	1,000 - 2,499
Sun Valley Resort	Private	1,000 - 2,499
College Of Southern Idaho	Local Gov	1,000 - 2,499
Amalgamated Sugar Company Llc	Private	1,000 - 2,499
Wal-Mart	Private	500 - 999
Cassia County Joint School District	Local Gov	500 - 999
McCain Foods Inc	Private	500 - 999
Lamb Weston Inc	Private	500 - 999

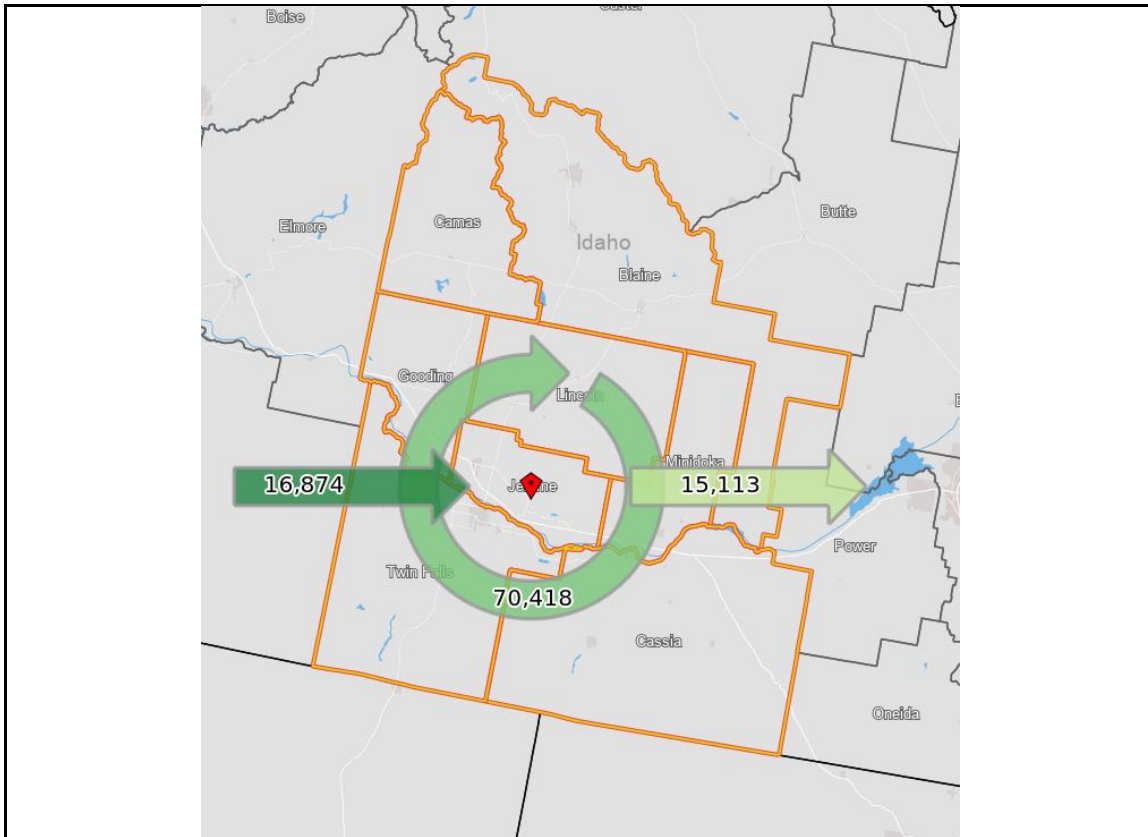
NOTE: Only employers that have given the Department permission to release employment range data are listed. Source: Idaho Department of Labor

7. Real Per Capita Income, 2009 - 2019



8. Labor Force Commuting Patterns, 2018

It is estimated that 70,418 workers lived and worked in South Central Idaho in 2018. Another 16,874 workers were employed in South Central Idaho but lived outside, while 15,113 workers commuted to other areas for work.



Source: US Census Bureau

9. Top 10 Cities Where People Who Work in South Central Idaho Live, 2018

City of Residence	All Jobs
Twin Falls	18,440
Jerome	4,487
Burley	4,026
Hailey	2,695
Rupert	2,144
Boise City	1,890
Buhl	1,493
Heyburn	1,049
Kimberly	1,010
Gooding	917

Note: "All Jobs" includes private and public sector jobs. It also includes a count of workers with multiple jobs. Source: US Census Bureau

10. Top 10 Cities Where People Who Live in South Central Idaho Work, 2018

City of Employment	All Jobs
Twin Falls	23,435
Burley	5,351
Jerome	4,547
Boise City	3,910
Ketchum	2,522
Hailey	2,036
Rupert	1,696
Gooding	1,047
Meridian	952
Buhl	921

Note: "All Jobs" includes private and public sector jobs. It also includes a count of workers with multiple jobs.
 Source: US Census Bureau

For more Information, Contact:

Bonang Seoela, Regional Economist, Idaho Department of Labor • 420 Falls Ave., Twin Falls, ID 83301 • (208) 332-3570 ext. 3820 • bonang.seoela@labor.idaho.gov • Labor Market Information website: lmi.idaho.gov

— Blank Page —